

Student Steps To Access Canvas Through HomeBase

1. Access the CCS website by going to ccs.k12.nc.us

CUMBERLAND COUNTY SCHOOLS

Families Schools District Curriculum Careers Employees About CCS

CCS TEACHER NAMED NC TEACHER OF THE YEAR

UPCOMING EVENTS

TUESDAY AUG 04
8:30 AM—9:30 AM
BOE Committee Meeting

VIEW CALENDAR

Search... **GO**

CCS' School Re-Entry Portal

Cumberland@Home

2. Scroll to the bottom of the page and click on the link: Home Base Login (IAM)

VIDEOS/VIDCASTS




- Coffee Conversations
- Superintendent's Focus
- System Highlights

Select Language ▾




Employee Resources

- [SuccessEd](#)
- [C&I Google Site](#)
- [CCS Google Mail](#)
- [SmartFind Express](#)
- [CCS University K12](#)
- [Home Base Login \(IAM\)](#)
- [Employee Portal \(EPortal\)](#)
- [Non-Discrimination Policy and Grievances](#)

Download the CCS' Mobile App from Google Play or the App Store



Follow us on Facebook, YouTube and Twitter



Cumberland County Schools
2465 Gillespie Street • Fayetteville, NC 28306
910-678-2300

© 2019 Cumberland County Schools
Send questions or comments to
[CCS Web Manager](#)

3. Enter your Username and Password for Login.

RapidIdentity

NCEdCloud IAM
Login
Do NOT bookmark this page.

NCEdCloud

Username

Go >


Scan Student QR Code >

Don't have an account yet? Claim your account.

Claim My Account

Password Reset

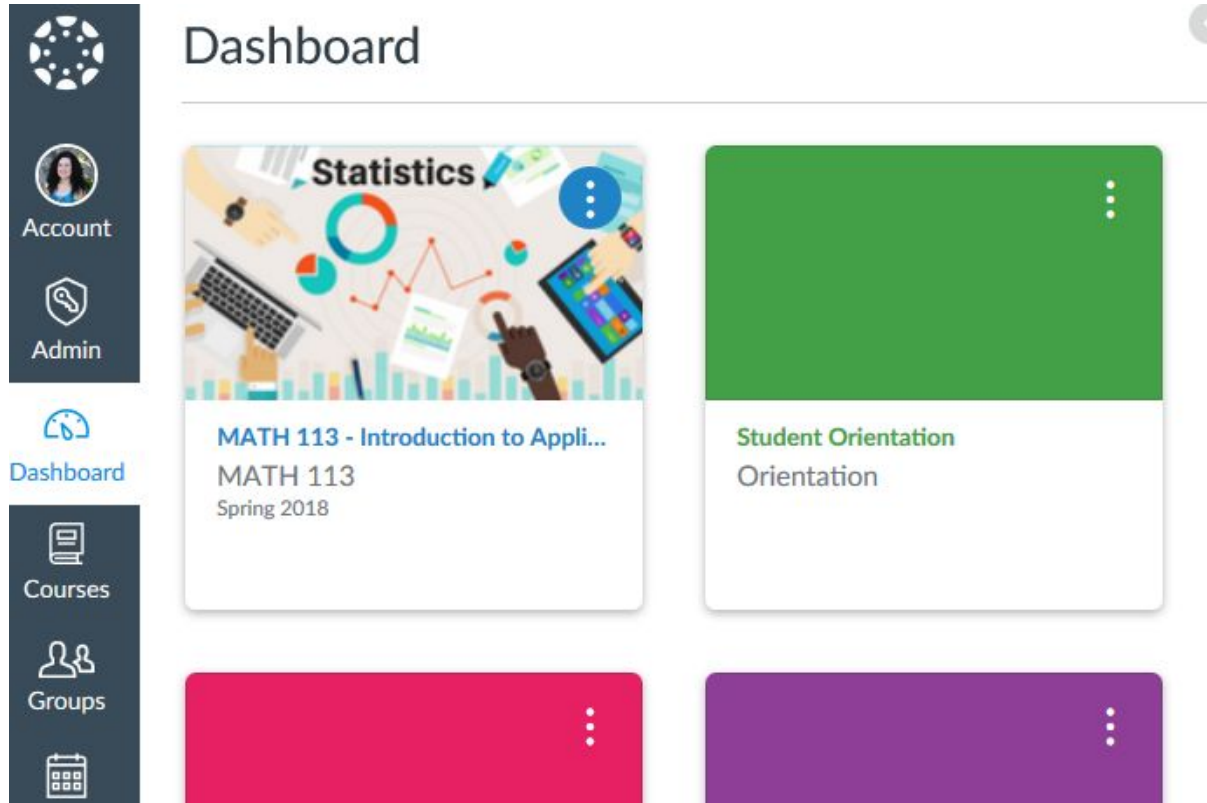
Need Help?

Powered by:
 IDENTITY
AUTOMATION

4. Click on Canvas-LEA 260 Icon to access the Canvas Interface.

The screenshot displays the RapidIdentity application interface. At the top left, the 'RapidIdentity' logo is visible. Below it, the 'NCEdCloud' logo is shown. A sidebar on the left contains navigation options: 'Applications', 'Profiles', 'Files', and 'Workflow'. The main area features a grid of application icons. A red arrow points to the 'Canvas - LEA 260' icon, which is the first icon in the top row. Other icons include 'Canvas - NCDPI', 'Data Security Re...', 'EasyBridge - LE...', 'ECATS - LEA 260', 'GoOpenNC', 'PowerSchool St...', 'PowerTeacher - ...', 'SAS EVAAS', 'Schoolnet - LEA ...', and 'Training'. Each icon has a small information icon (i) in the bottom right corner.

5. The courses you are enrolled in will be displayed in your dashboard.



The screenshot displays a user dashboard with a dark blue sidebar on the left containing navigation icons and labels: a globe icon, a profile picture labeled 'Account', a shield icon labeled 'Admin', a blue dashboard icon labeled 'Dashboard', a book icon labeled 'Courses', two people icons labeled 'Groups', and a calendar icon. The main content area is titled 'Dashboard' and features a grid of course cards. The top-left card has a 'Statistics' header and an illustration of data charts, with text below: 'MATH 113 - Introduction to Appli...', 'MATH 113', and 'Spring 2018'. The top-right card has a green header and text: 'Student Orientation' and 'Orientation'. The bottom row contains two partially visible cards, one pink and one purple, each with a vertical ellipsis menu icon in the top right corner.

Phone App Available for Students and Parents

-You can download the CANVAS STUDENT or CANVAS PARENT app in your app store for canvas.

-After Install, under Find My School, type **Cumberland County Schools** and it will direct you to Homepage Login.

